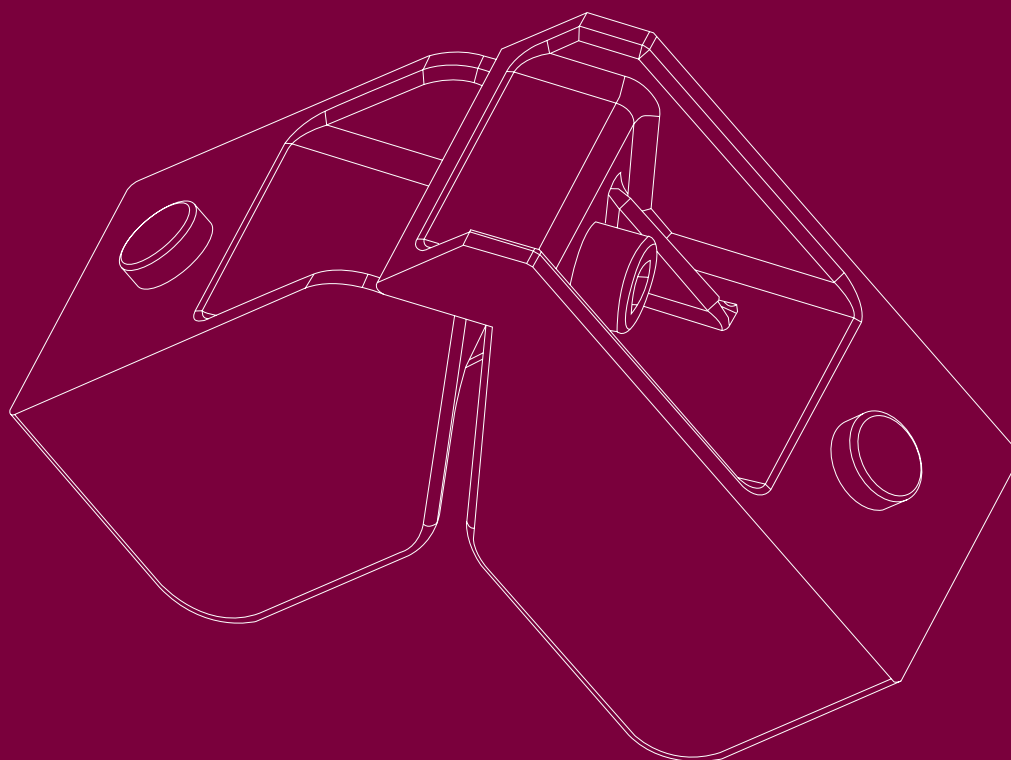

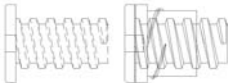



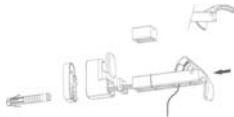




atlantis
serie 45













TO.MA. S.p.a.
ESTRUSIONE ALLUMINIO




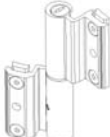




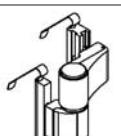
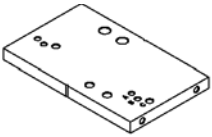
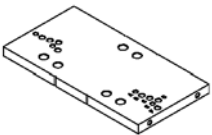
ACCESSORI ATLANTIS 45 "VARI"

sigla	profilo	descrizione
Ra 1033		CAPPETTA DI DRENAGGIO
Ra 1404		REGOLATORE A MURO
Ra 1420		CAVALLOTTO PER AZ4509
Ra 1421		CAVALLOTTO PER AZ4596
Ra 1422		ANGOLI PER FERMAVETRI ARROTONDATI
Ra 1477		FERMA PERSIANA UNICA
Ra 1478		TAPPO DX E SX PER LAMELLE FISSE A 30°
Ra 2601		BOCCOLA SCARICO ACQUA

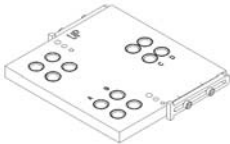
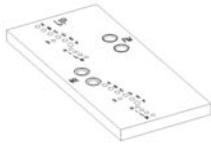




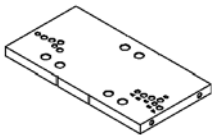
ACCESSORI ATLANTIS 45 "SQUADRETTE"

sigla	profilo	descrizione
Ra 1048		SQUADRETTA PRESSOFUSA A TIRAGGIO ESTERNO
Ra 1053		SQUADRETTA PRESSOFUSA A TIRAGGIO ESTERNO PER AZ 4572
Ra 1405		SQUADRETTA A SPINARE PER AZ 4507 AZ 4539 E AZ 4540
Ra 1406		SQUADRETTA PRESSOFUSA A TIRAGGIO ESTERNO PER AZ 4507 AZ 4539 E AZ 4540
Ra 1407		SQUADRETTA A SPINARE PER AZ 4505 AZ 4506
Ra 1408		SQUADRETTA PRESSOFUSA A TIRAGGIO ESTERNO PER AZ 4505 AZ 4506
Ra 1409		SQUADRETTA PRESSOFUSA A TIRAGGIO ESTERNO PER AZ 4545 AZ 4570 E AZ 4582
Ra 1410		SQUADRETTA DI ALLINEAMENTO
Ra 1411		SQUADRETTA DI ALLINEAMENTO PER IMBOTTI CAPANNONI
Ra 1423		SPINA DA 13,5 mm

ACCESSORI ATLANTIS 45 "CERNIERE"

sigla	profilo	descrizione
Ra 1427		CERNIERA FLASH BASE
Ra 1428		CERNIERA FLASH BASE PER SOLUZIONE COMPLANARE O 3° ANTA
Ra 1430		CERNIERA PER PORTE FLASH XL
Ra 1431		CERNIERE PER PORTE FLASH XL SOL. COMPLANARE O 3° ANTA
Ra 1440		CERNIERA PER VASISTAS
Ra 1424		CERNIERA DOMINA 2 ALI int. 61 mm
Ra 1425		CERNIERA DOMINA 3 ALI int. 61 mm
Ra 1426		CERNIERA DOMINA 2 ALI int. 55,5 mm
Ra 1432		CERNIERA DOMINA 2 ALI 3D int. 55,5 mm
Ra 1448		DIMA PER CERNIERA Ra 1426
Ra 1449		DIMA PER CERNIERE Ra 1424 e Ra 1425


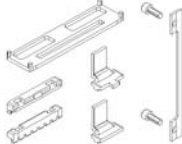
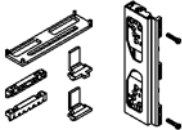






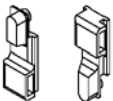
ACCESSORI ATLANTIS 45 "CERNIERE"

sigla	profilo	descrizione
Ra 1450		DIMA PER CERNIERE Ra 1463 e Ra 1464
Ra 1451		DIMA PER CERNIERA Ra 1432
Ra 1463		CERNIERA DOMINA HP 2 ALI int. 62,5 mm
Ra 1464		CERNIERA DOMINA HP 3 ALI int. 62,5 mm
Ra 1473		CERNIERA DOMINA 2 ALI INTERASSE 68,5 mm.
Ra 1474		CERNIERA DOMINA 3 ALI INTERASSE 68,5 mm.
Ra 1475		DIMA PER CERNIERE Ra 1473 e Ra 1474



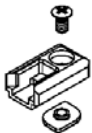
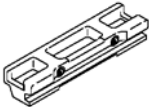
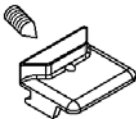
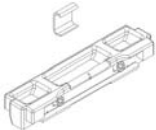





ACCESSORI ATLANTIS 45 "TAPPI"

sigla	profilo	descrizione
Ra 1051		TAPPO ANTINTESTATURA PER AZ 2020 H=18mm
Ra 1052		TAPPO ANTINTESTATURA PER AZ 2020 H=22mm
Ra 1061		SELLA PER PERSIANA FISSA DA 25 mm H=22mm
Ra 1400		TAPPO PER RISCONTRO CENTRALE PER SOLUZIONE A DOPPIA BATTUTA
Ra 1401		TAPPO PER RISCONTRO CENTRALE PER SISTEMA GIUNTO APERTO DRITTO
Ra 1402		TAPPO PER RISCONTRO CENTRALE PER SISTEMA GIUNTO APERTO ARROTONDATO
Ra 1416		TAPPO CHIUSURA MONTANTE PER AZ4516
Ra 1417		TAPPO CHIUSURA MONTANTE PER AZ4545




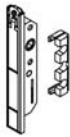
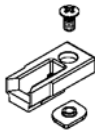




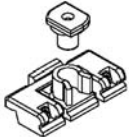

ACCESSORI ATLANTIS 45 "CREMONESI"

sigla	profilo	descrizione
Ra 1031		CREMONESE UNICA PER APERTURA INT/EST
Ra 1454		BLOCCHETTI DI COLLEGAMENTO CON VITI DA ABBINARE A Ra 1031 PER APERTURA INTERNA
Ra 1029		KIT DA ABBINARE A Ra 1031 PER APERTURA ESTERNA
Ra 1055		CREMONESE "DOMINGA" PER AZ 4572 (apertura interna)
Ra 1056		CREMONESE PRIMA
Ra 1057		CREMONESE PRIMA 900 PER ANTA RIBALTA
Ra 1418		CREMONESE "ELISA" PER AZ 4545 E AZ4582 (APERTURA INTERNA)
Ra 1465		CREMONESE PER APERTURA ESTERNA (PROFILI MAGGIORATI)
Ra 1429		CRICCHETTO CICO
Ra 1447		BLOCCHETTI DI COLLEGAMENTO PER CREMONESE PRIMA Ra 1056

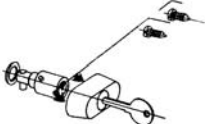
ACCESSORI ATLANTIS 45 "ACCESSORI DI CHIUSURA"

sigla	profilo	descrizione
Ra 1002		TERMINALE PER ASTE
Ra 1035		CATENACCIO GIAP IN NYLON
Ra 2905		INCONTRO ASTE E TERZA CHIUSURA IN ZAMA
Ra 2906		INCONTRO SINGOLO-DOPPIO IN NYLON
Ra 2907		INCONTRO PER art. Ra 2918
Ra 2908		INCONTRO DOPPIO IN ZAMA
Ra 2909		ROSTRO DI CHIUSURA REGISTRABILE SU LATO CERNIERA
Ra 2910		BRACCIO LIMITATORE DI APERTURA FRIZ
Ra 2911		BRACCIO LUNGO RALLENTY mm250
Ra 2912		BRACCIO CORTO RALLENTY mm150
Ra 2913		CATENACCIO CON PUNTALE ECCENTRICO REGISTRABILE

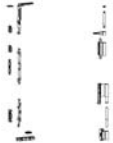







ACCESSORI ATLANTIS 45 "ACCESSORI DI CHIUSURA"

sigla	profilo	descrizione
Ra 2914		TAPPO SOSTENIMENTO ANTE
Ra 2915		MARTELLINA MASTERMAR**
Ra 2918		NOTTOLINO DI CHIUSURA SUPPLEMENTARE
Ra 1433		MOVIMENTAZIONE INTERNA BIDIREZIONALE
Ra 1436		INCONTRO DOPPIO E TERZA CHIUSURA IN NYLON
Ra 1437		INCONTRO SINGOLO IN ZAMA
Ra 1441		TERMINALE REGISTRABILE CON PUNTALE ECCENTRICO
Ra 1442		CATENACCIO TOTEM
Ra 1444		CATENACCIO BIDIREZIONALE A LEVA
Ra 1445		FERMA ANTA
Ra 1452		ASTINA DI COLLEGAMENTO 15/20 IN POLIAMMIDE (Rotolo da 250m)

ACCESSORI ATLANTIS 45 "ACCESSORI DI CHIUSURA"

sigla	profilo	descrizione
Ra 1457		SERRATURA DI BLOCCAGGIO

ACCESSORI ATLANTIS 45 "ANTA RIBALTA BASE"

sigla	profilo	descrizione
Ra 1458		MECC. BASE AR FUTURA
Ra 1459		BRACCIO TIPO 1 AR FUTURA
Ra 1460		BRACCIO TIPO 2 AR FUTURA
Ra 1461		CHIUSURA SUPPLEMENTARE FUTURA
Ra 2921		CATENACCIO REGISTRABILE ANTA ABBINATA
Ra 2922		CATENACCIO GIAP ANTA ABB. AD A/R IN NYLON
Ra 2923		BRACCIO SUPPLEMENTARE PER A/R
Ra 1456		CATENACCIO ANTA ABBINATA AD A/R

ACCESSORI ATLANTIS 45 "ANTA RIBALTA BASE"

sigla	profilo	descrizione
Ra 1443		CATENACCIO BID. A LEVA PER A/R
Ra 1435		MOVIMENTAZIONE INTERNA MONODIREZIONALE PER A/R
Ra 1462		CERNIERA ANTA ABBINATA A Ra 1458

ACCESSORI ATLANTIS 45 "ANTA RIBALTA PER SOLUZIONE COMPLANARE"

sigla	profilo	descrizione
Ra 1455		MECCANISMO ANTA RIBALTA PER SOLUZIONE COMPLANARE
Ra 1025		CATENACCI ANTA ABBINATA APPLICABILE A RA 1455
Ra 1044		BRACCIO TIPO 1 A.R APPLICABILE A RA 1455
Ra 1045		BRACCIO TIPO 2 A.R APPLICABILE A RA 1455
Ra 2919		CHIUSURE SUPPL. VERTICALI APPLICABILE A RA 1455
Ra 2920		CHIUSURE SUPPL. ORIZZONTALI APPLICABILE A RA 1455

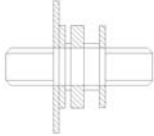
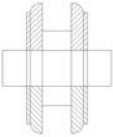

ACCESSORI ATLANTIS 45 "BILICO"

sigla	profilo	descrizione
Ra 1438		SNODO A FRIZIONE PER BILICO
Ra 1439		MANIGLIA A TAVELLINO "BRAVO 1" PER BILICO
Ra 2916		MARTELLINA LINEA PRIMA PER BILICO
Ra 1453		RINVIO AD ANGOLO PER CHIUSURA PERIMETRALE BILICO
Ra 1446		PERNO DI COLLEGAMENTO
Ra 1434		MOVIMENTAZIONE INTERNA BID. PER BILICO




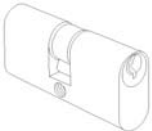



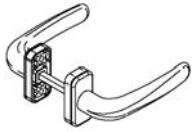



ACCESSORI ATLANTIS 45 "MONOBLOCCO"

sigla	profilo	descrizione
Ra 1036		PASSACINTINO
Ra 1058		TAPPO RACCOGLI CONDENSA
Ra 1073		TAPPI CASSONETTO MONOBLOCCO
Ra 1419		COPPIA INVITI PER GUIDA TAPPARELLA
Ra 1476		KIT MOVIMENTAZIONE MONOBLOCCO


ACCESSORI ATLANTIS 45 "GRUPPI FRESE E PUNZONATRICI"

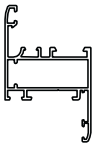
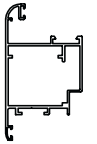
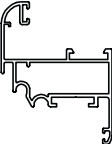

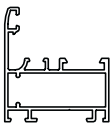
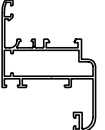
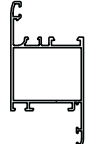
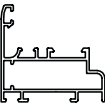
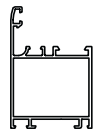
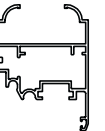
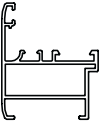
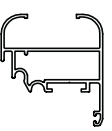
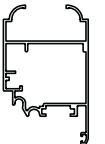
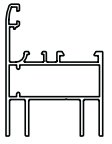
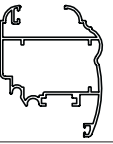
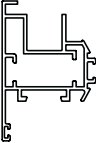
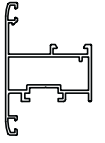
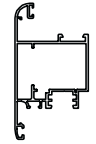
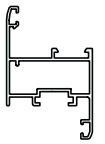
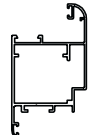
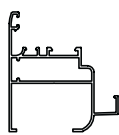
sigla	profilo	descrizione
Ra 1412		GRUPPO FRESE ACCOPPIAMENTO TRAVERSI / ZOCOLI
Ra 1413		GRUPPO FRESE ACCOPPIAMENTO FASCE E ZOCOLI SCORNICIATI V.I.
Ra 1074		PUNZONATRICE ATLANTIS

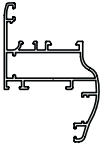
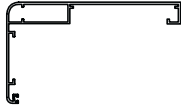
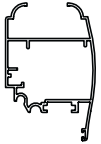
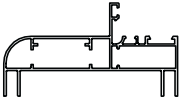
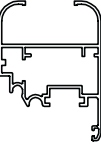
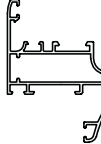
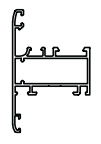
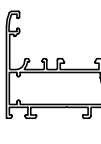
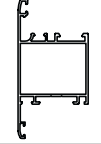
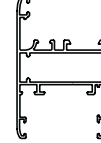
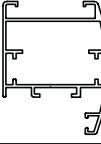
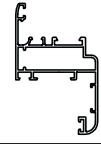
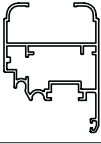
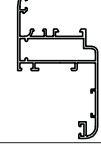
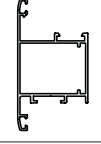

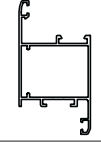
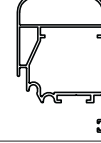
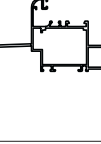
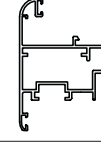

ACCESSORI ATLANTIS 45 "SERRATURE"

sigla	profilo	descrizione
Ra 1008		SERRATURA PER FASCIA AZ 2020 E AZ2021 - ENTRATA - 80 MM
Ra 1009		SERRATURA PER FASCIA AZ 4514 - ENTRATA - 80 MM
Ra 1013		SERRATURA PER MONTANTE - ENTRATA 30 MM
Ra 1072		CILINDRO OVALE
Ra 1414		CONTROPIASTRA PER SERRATURA A FASCIA Ra 1008 e Ra 1009
Ra 1415		CONTROPIASTRA PER SERRATURA A MONTANTE Ra 1013
Ra 1466		DOPPIA MANIGLIA PER MONTANTE
Ra 1467		DOPPIA MANIGLIA PER FASCIA
Ra 1468		SERRATURA MULTIPUNTO MULTITOP ENTRATA 30 mm
Ra 1469		CONTROPIASTRA PER SERRATURA MULTIPUNTO Ra 1468
Ra 1470		DEVIATORI PER SERRATURA MULTIPUNTO Ra 1468

ACCESSORI ATLANTIS 45 "SERRATURE"

sigla	profilo	descrizione
Ra 1471		SERRATURA MULTIPUNTO MULTITIPO ELETTRICA ENTRATA 30 mm
Ra 1472	 	CILINDRO SAGOMATO

profilo	sigla	squadretta	profilo	sigla	squadretta
	AZ 4501	Ra 1048		AZ 4540	Ra 1405 Ra 1406
	AZ 4502	Ra 1048		AZ 4545	Ra 1409
	AZ 4504	Ra 1048		AZ 4547	Ra 1048
	AZ 4505	Ra 1407 Ra 1408		AZ 4548	Ra 1048
	AZ 4506	Ra 1407 Ra 1408		AZ 4553	Ra 1048
	AZ 4507	Ra 1405 Ra 1406		AZ 4565	Ra 1048
	AZ 4508	Ra 1048		AZ 4570	Ra 1409
	AZ 4511	Ra 1048		AZ 4572	Ra 1053
	AZ 4534	Ra 1705 Ra 1706		AZ 4573	Ra 1048
	AZ 4535	Ra 1405 Ra 1406		AZ 4574	Ra 1048
	AZ 4539	Ra 1405 Ra 1406		AZ 4577	Ra 1048

profilo	sigla	squadretta	profilo	sigla	squadretta
	AZ 4579	Ra 1048		AZ 4592	Ra 1048
	AZ 4582	Ra 1409		AZ 4593	Ra 1048
	AZ 4583	Ra 1048		AZ 4594	Ra 1048
	AZ 4584	Ra 1048		AZ 4595	Ra 1048
	AZ 4585	Ra 1407 Ra 1408		AZ 4597	Ra 1048
	AZ 4586	Ra 1048		AZ 4603	Ra 1048
	AZ 4587	Ra 1048		AZ 4604	Ra 1048
	AZ 4588	Ra 1405 Ra 1406		AZ 4605	Ra 1407 Ra 1408
	AZ 4589	Ra 1405 Ra 1406		AZ 4607	Ra 1405 Ra 1406
	AZ 4590	Ra 1407 Ra 1408		AZ 4608	Ra 1048
	AZ 4591	Ra 1048		AZ 4610	Ra 1048











guarnizioni weatherstrips

atlantis
serie 45









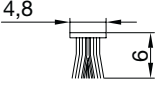
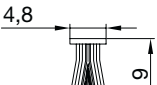


TO.MA. S.p.a.
ESTRUSIONE ALLUMINIO

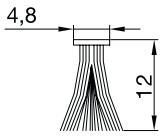
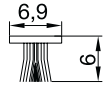
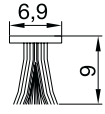
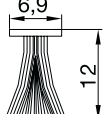
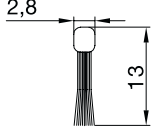
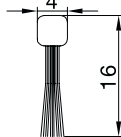
scala 1:1

Rg 401		Guarnizione di battuta porte Materiale EPDM	2 Rotoli da 300 m
Rg 402		Guarnizione di battuta interna Materiale EPDM	3 Rotoli da 300 m
Rg 403		Guarnizione centrale di tenuta Materiale EPDM	4 Rotoli da 50 m
Ra 1403		Angolo Vulcanizzato per Rg 403 Materiale EPDM	50 pezzi
Rg 303		Guarnizione di battuta - soluzione a doppia battuta - Materiale EPDM	2 Rotoli da 300 m
Rg 331		Guarnizione a muro o antirumore Materiale EPDM	3 Rotoli da 300 m
Rg 332		Guarnizione per riporto nella soluzione doppia battuta Materiale EPDM	2 Rotoli da 300 m
Rg 329		Guarnizione copricava Materiale EPDM	2 Rotoli da 150 m
Rg 404		Guarnizione per accoppiamento a nastro Materiale EPDM	1 Rotolo da 400 m
Rg 356		Guarnizione per bilico Materiale EPDM	2 Rotoli da 300 m

scala 1:1

Rg 358		Spugna per Monoblocco	
Rg 307		Guarnizione interna vetro per vano da mm. 2 Materiale EPDM	2 Rotoli da 300 m
Rg 320		Guarnizione interna vetro per vano da mm. 3 Materiale EPDM	2 Rotoli da 200 m
Rg 308		Guarnizione interna vetro per vano da mm. 4 Materiale EPDM	2 Rotoli da 150 m
Rg 321		Guarnizione interna vetro per vano da mm. 5 Materiale EPDM	2 Rotoli da 150 m
Rg 309		Guarnizione interna vetro per vano da mm. 6 Materiale EPDM	2 Rotoli da 100 m
Rg 311		Guarnizione esterna vetro per vano da mm. 2,5 Materiale EPDM	2 Rotoli da 200 m
Rg 312		Guarnizione esterna vetro per vano da mm. 3,5 Materiale EPDM	2 Rotoli da 150 m
48 x 600		Guarnizione a spazzola mm 4,8 x 6 Materiale polipropilene	4 Rotoli da 400 m
48 x 900		Guarnizione a spazzola mm 4,8 x 9 Materiale polipropilene	4 Rotoli da 200 m

scala 1:1

48 x 1200		Guarnizione a spazzola mm 4,8 x 9 Materiale polipropilene	2 Rotoli da 200 m
69 x 600		Guarnizione a spazzola mm 6,9 x 6 Materiale polipropilene	5 Rotoli da 100 m
69 x 900		Guarnizione a spazzola mm 6,9 x 9 Materiale polipropilene	4 Rotoli da 200 m
69 x 1200		Guarnizione a spazzola mm 6,9 x 9 Materiale polipropilene	2 Rotoli da 200 m
28 x 1300		Guarnizione perimetrale a spazzola mm 13 per Porte Automatiche Materiale polipropilene	barre da 2 m
40 x 1600		Guarnizione sottozoccolo a spazzola mm 13 per Porte Automatiche Materiale polipropilene	barre da 2 m